



2017 NETGEAR
Sustainability Report

NETGEAR®

About NETGEAR

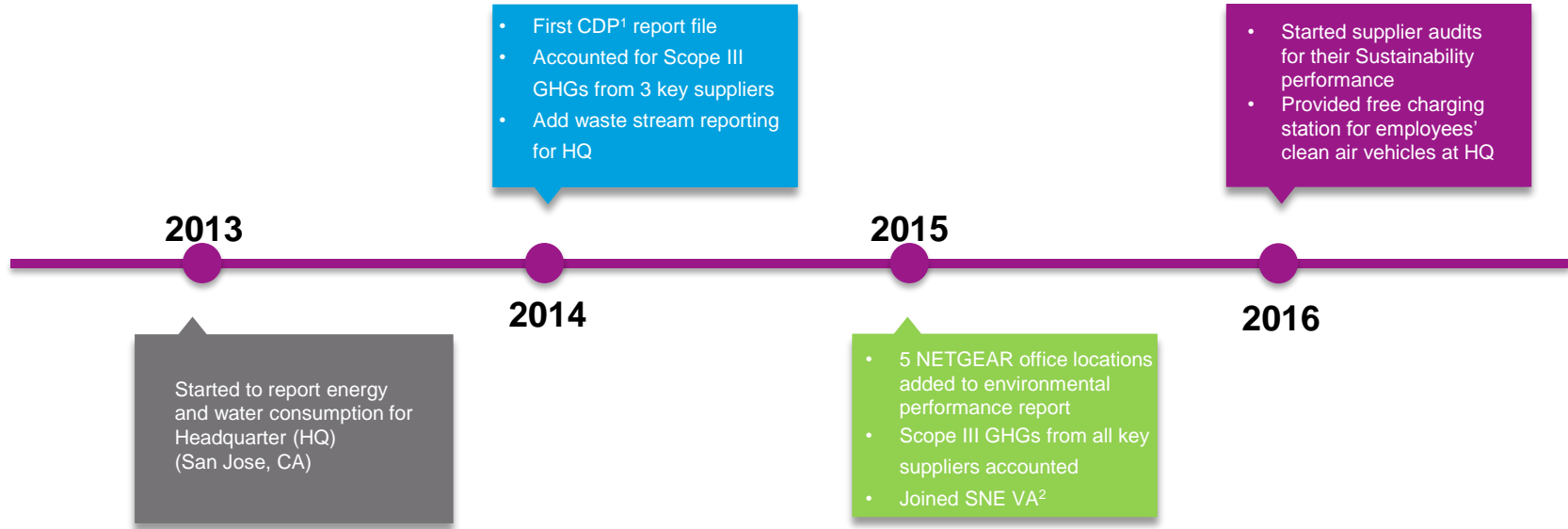
At NETGEAR, we turn ideas into innovative networking products that connect people, power businesses, and advance the way we live. Easy to use. Powerful. Smart. And designed just for you.

Environmental Commitment

NETGEAR is committed to providing customers with high quality products that are environmentally sound, and to conducting our operations in an environmentally responsible manner. We are committed to comply with local laws and regulations in jurisdictions in which we operate, and plan for the recycle, reuse, or reclamation of our products and packaging. This commitment continues to be a driving force at NETGEAR, and a principle that is deeply ingrained in our values.

As electronic waste continues to grow, NETGEAR is responding by reducing or eliminating hazardous materials in our products, helping to protect the health and safety of our employees, our customers, and the environment.

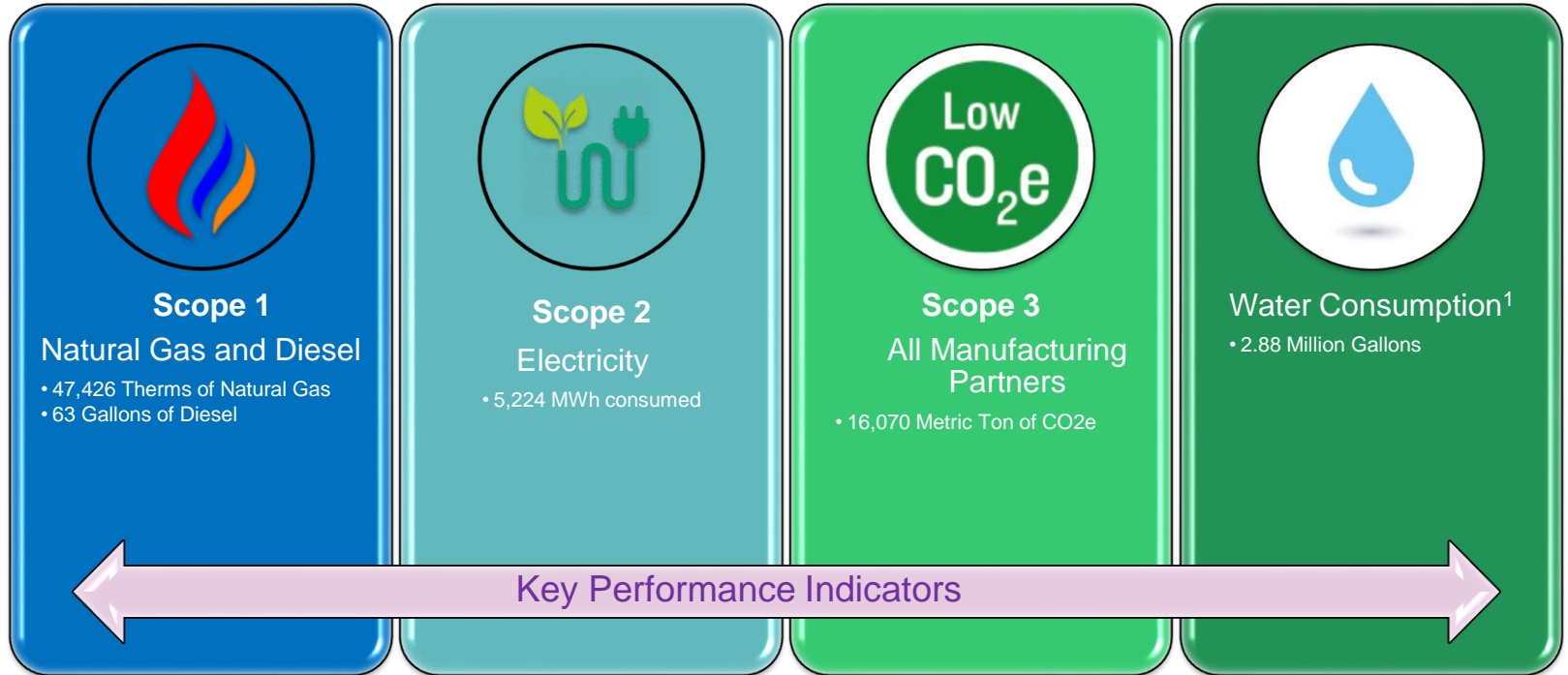
Progress of Sustainability Program at NETGEAR



1 CDP (Carbon Disclosure Project) -More information about CDP can be found on their website [here](#).

2 Please read Small Network Equipment Voluntary Agreement (SNE VA) [here](#).

Environmental Performance Overview 2016



Waste Collection Overview 2016 - HQ

Waste for 2016¹

Waste & Recycling Indicators	Unit of Measure	2016 NETGEAR HQ
Landfilled ²	Cubic Meters	318
Packaging/Corrugated Cardboard ³	Kg	18,270
E-Scrap	Kg	3938
Batteries	Kg	244
Aluminum Cans	Kg	268
Fluorescent Light Bulbs	Kg	92

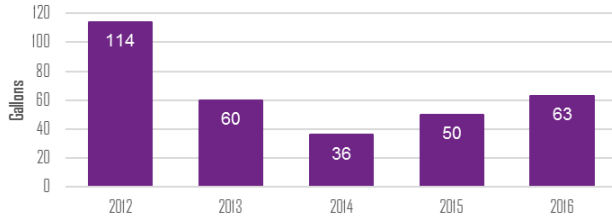
1. The 2016 waste is for NETGEAR headquarter only

2. Estimated by 8 yard dumpsters picked up by our vendor.

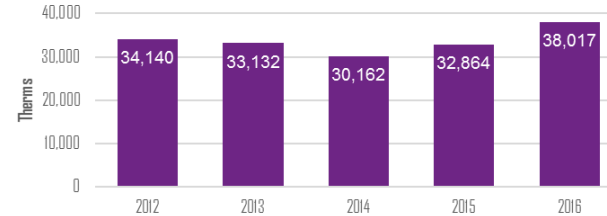
6 3. Estimated by 6 yard dumpsters and corrugated cardboard picked up by our vendor

Scope 1 – Natural Gas and Diesel

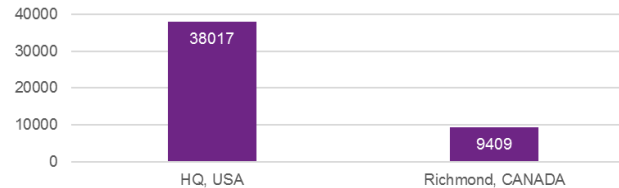
NETGEAR HQ Annual Diesel Consumption¹, Gallons



NETGEAR HQ Annual Natural Gas Usage², Therms



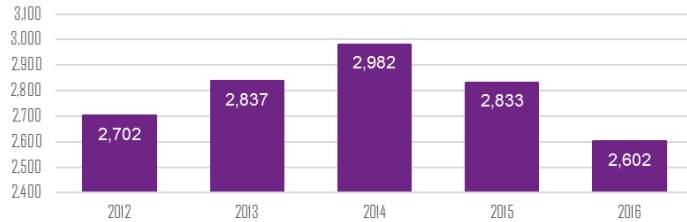
2016 NETGEAR Total Natural Gas, by Site³, Therms



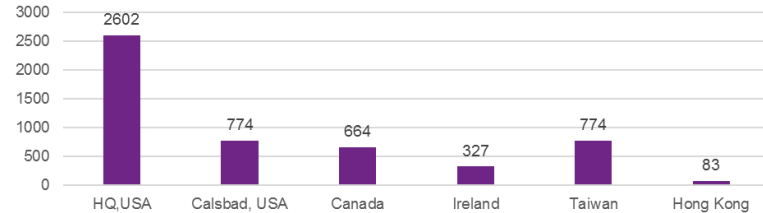
1. Onsite generator diesel filled up by new vendor quarterly in 2016, only 2 refills in 2015
2. Compared to 2015, more full time employees in HQ in 2016
3. 2016 Natural gas data is only available for HQ, USA and office in Richmond, Canada.

Scope 2 – Electricity Usage

NETGEAR HQ Annual Electricity Usage, 2012-2016, MWh



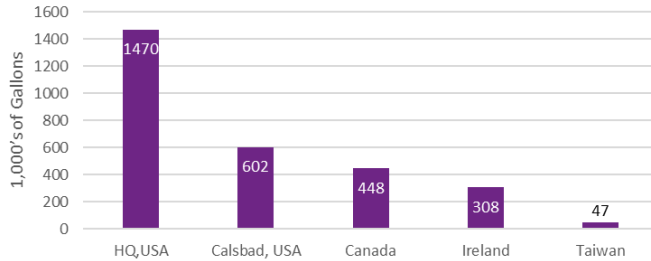
2016 NETGEAR Electricity Consumption, by site, MWh



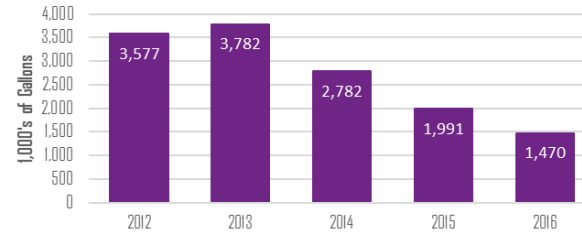
Water Consumption

Through 2016, NETGEAR headquarters office (San Jose, California) has realized above¹ 25% water consumption reduction through multiple water saving initiatives² in 3 consecutive years.

2016 NETGEAR Water Consumption, by site³, 1000's of Gallons



NETGEAR HQ Annual Water Consumption 2012-2016, 1000's of Gallons

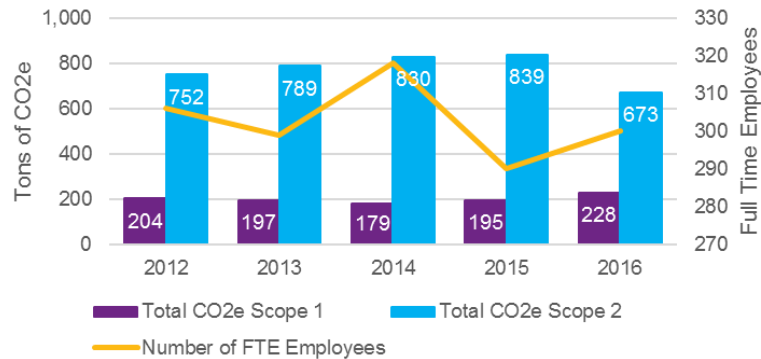


1. -26% 2013-2014, -28% 2014-2015, -26% 2015-2016
2. Replace lawns with drought tolerant plants, install water saving sprinklers, water faucets.
3. Water consumption data for HK office is not available in 2016

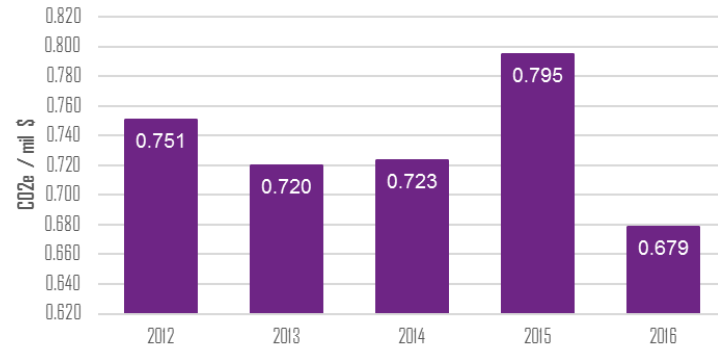
NETGEAR Greenhouse Gas Emissions

NETGEAR has converted Natural Gas, Diesel, Electricity consumption data to CO₂e (Carbon dioxide equivalent) for the purpose of quantifying our green house gas emissions for a year over year comparison.

NETGEAR HQ Scope 1 & 2 Emissions Per Employee, 2012-2016



2016 NETGEAR HQ Scope 1 & 2 CO₂e / Million USD\$ Revenue



Sustainability Performance Improvement Initiatives in 2016


- + **Key Suppliers Audited for Sustainability** –To improve key suppliers' sustainability awareness and performance, NETGEAR environmental team conducted onsite audit at all key suppliers' manufacturing locations in 2016 regarding energy, water usage and reduction goals.
- + **Clean Air Vehicle Charging Stations at Headquarters** – In May 2016, NETGEAR installed 3 EV charging station with 6 ports at San Jose headquarters. By the end of 2016, 36 employees registered to charge their clean air vehicles and in total 12.38 tonnes of CO₂e were saved versus gas fuel consumption.

Industry Association Participation for Sustained Corporate Social Responsibility Performance

- + **Electronic Industry Citizenship Coalition (EICC)** - NETGEAR has utilized the EICC Supplier Code of Conduct as a basis of our own Supplier Code of Conduct to educate and evaluate our supply chain risks and performance.
- + **Conflict-Free Sourcing Initiative (CFSI)** – NETGEAR is an active member of CFSI and strongly supports conflict-free sourcing of tantalum, tin, tungsten and gold (3TG) to prevent armed groups in DRC and adjoining countries from financing extreme levels of violence.

Sustainability Improvement Goals for 2017

- + **Clean Air Vehicle Charging Stations** – Install 6 more charging stations for clean air vehicles at NETGEAR Headquarters to provide free charging for employees.
- + **Scope III GHG** – Scope III Greenhouse Gas emissions accounting from employee commuting.
- + **Include more NETGEAR office locations in scope** – Survey all offices where Full Time Employee (FTE) is large than 5% of total NETGEAR employees.
- + **Supply Chain Performance** – Evaluate key suppliers' sustainability performance using point based scoring system to drive further improvements.
- + **Awareness Improvements** – Provide training to NETGEAR facility managers or their designees and suppliers on GHG accounting. Share best practice on energy efficiency and GHG reduction.



NETGEAR, Inc.
350 East Plumeria Drive
San Jose, CA 95134 USA
netgear.com

NETGEAR, the NETGEAR logo, and NETGEAR Green are trademarks and/or registered trademarks of NETGEAR, Inc. and/or its subsidiaries in the United States and/or other countries. Other brand names mentioned herein are for identification purposes only and may be trademarks of their respective holder(s).© 2015 NETGEAR, Inc. All rights reserved.

NETGEAR®